

Williamson County

Snack Bar

Drop Off Times:

Tuesday, 2pm-8pm

(No Appointment Needed, must come Tuesday if you have over 300 items)

Wednesday, 8am-10am

(By Appointment Only, No Consignors with over 300 items Wednesday)


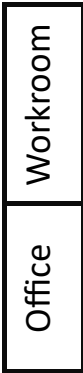
2nd Drop Off Time:











Thursday, 6pm-7pm

(No Appointment Needed)
(No Clothes or Shoes at This Time)

Location:

The Premier Athletic Complex
8220 183A Leander, TX 78641



Zone #	What is in that Zone?	How to Drop Off for that Zone	
	<ul style="list-style-type: none"> Large Items 	You will place your items near the drop zone sign. All items must be put TOGETHER by YOU.	
	<ul style="list-style-type: none"> Boys Clothes Girls Cloths Costumes Seasonal (Swim in Spring and Coats in Fall) 	Place your clothes DIRECTLY on the TOP rack by size & gender . They will be inspected after you drop them off.	
	<ul style="list-style-type: none"> Maternity Clothes/ Items Nursing Items Hanging Items (baby carriers, bags, seat covers, bedding, etc.) 	<p>All of these zones will have a drop table or rolling rack. You will place your items on that table and that's it!</p> <p>It's that simple!</p> <p>Our team will organize your items onto the tables and shelves in these locations.</p> <p>*If bringing your toys in cardboard boxes feel free to leave the toys in the box. *Please note that sections may change according to what consignors bring and what sells.</p>	
	<ul style="list-style-type: none"> Shoes Accessories 		
	<ul style="list-style-type: none"> Feeding Items Bathing Items Infant Items Safety Items Diapering & Potty Items 		
	<ul style="list-style-type: none"> Mommy Mart Seasonal Items Nursery Items Children's Room Decor 		
	<ul style="list-style-type: none"> Toys (Infant, Toddler, Girls, & Boys) 		
	<ul style="list-style-type: none"> Electronics & DVDs Crafts, Puzzles, & Games 		
	<ul style="list-style-type: none"> Books Educational Items 		Place these items according to the signs in the book zone.
	<ul style="list-style-type: none"> Outdoor Toys Sports Equipment 		You will place your items near the drop zone sign. All items must be put TOGETHER by YOU.

Drop Off Prep Checklist	
	<p>Seasons: Our May sale is Spring and Summer clothing & shoes only. Our October sale is all season sale. Why? Because it's Texas y'all!! Maternity is all season at both sales and must be TRUE maternity. See the Consignor Details page on our website for more info. and tips. All hangers should resemble a question mark "?" when looking at them. Please place tags in the TOP RIGHT area of the clothing.</p>
	<p>EVERYONE: Complete the online consignors waiver HERE.</p>
	<p>Car Seats & Cribs Only: If you are bringing a car seat, have the manual (original or printed) AND fill out a checklist. If you are bringing a crib, fill out a checklist.</p>
	<p>Tag Tips: Tags printed on white cardstock (no paper tags). Print in high resolution so that the barcode is clear. No hand-written changes on price, donate, 1/2 price, etc. The system will NOT accept hand-written changes. Attach correctly using the guidelines on the Consignor Details page of our website.</p>
	<p>Packing Tips: Pack your items by their zones to help speed up the process. You can label your boxes/ bags with the zone name or number. For Zone 2 (Clothes), you will want to pack these items by their size and gender.</p>
	<p>Quality: In order to keep our quality high and be sure consignors are doing their job to only bring their BEST, JBF reserves the right to pull items that are not fit for our sale. Please note that after 5 items are pulled that are: dirty/ torn/ stained, recalled, not JBF appropriate, broken/ missing pieces, or have rust/ water damage, the consignors will be charged .25 per pulled item. This means you get 5 'free' items that get pulled before the fee applies. To avoid this fee, check your items ahead of time and only bring your best because that is what our shoppers deserve. Please also ensure your items have working batteries; items found without working batteries will be charged \$5. Items that are pulled from the floor will be marked why and you will be given a report of what items were pulled and why. This report will come after the sale once it has been processed. Good to know: When an item is pulled it is looked at by 3-5 different people before the final decision is made. Anything questionable will be looked at by Bridget personally and she will have the final say. We do NOT want to charge these, so PLEASE check your items BEFORE you drop them off.</p>
	<p>1st Steps for Drop Off: Please allow 30-60 min for drop off (depends on the amount of items you have). When you arrive, park and come inside with 1 item to scan. We will confirm you signed the ONLINE WAIVER and give you your presale passes. Then if we have a rolling rack available you may borrow one. We recommend bringing your own wagon, dolly, rack, etc. so that you don't have to wait and can move quickly.</p>
	<p>Zones: Items will be inspected after the consignors leaves. You will drop your items in the zones listed and be on your way. Our team will take care of inspecting your items and organizing them onto our sales floor. SO EASY!</p>
	<p>Get PAID! Please make sure your email is updated to an email you check because we will be emailing your check to you after the sale using Deluxe eChecks.</p>